

The background of the entire page is a close-up photograph of a stone wall. The stones are rectangular and arranged in a regular pattern. They have a rough, weathered texture and a warm, golden-brown color with some variations in tone, including some reddish-orange hues. The mortar joints are dark and clearly visible.

STONE^{wiz}[®]

Architectural Cladding. Elegant Living

Manufactured Architectural Stone Cladding

CLIFF STONE

✉ contactus@stonewiz.in

🌐 www.stonewiz.in



CLIFF STONE-COASTAL CREAM



CLIFF STONE-RAINFOREST




CLIFF STONE-CAIRO



CLIFF STONE-BLACK RIVER




CLIFF STONE-BLACK RIVER



CLIFF STONE-COASTAL CREAM



CLIFF STONE-COASTAL CREAM


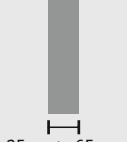


CLIFF STONE-RAINFOREST



CLIFF STONE-RAINFOREST

SPECIFICATION (CLIFF STONE)

Flat Stone	Thickness
 <p data-bbox="480 1742 852 1771">Weight of stone: 4.5 kg per sq. ft (Approx.)</p>	
Area Per Box (sq.ft.)	-
Weight Per Box (kgs.)	-